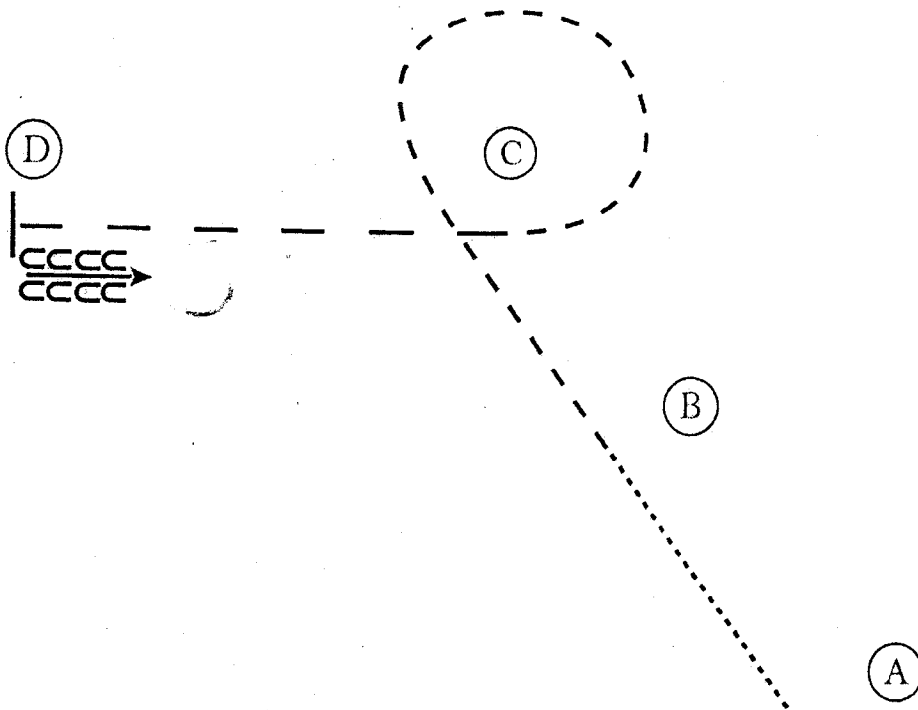


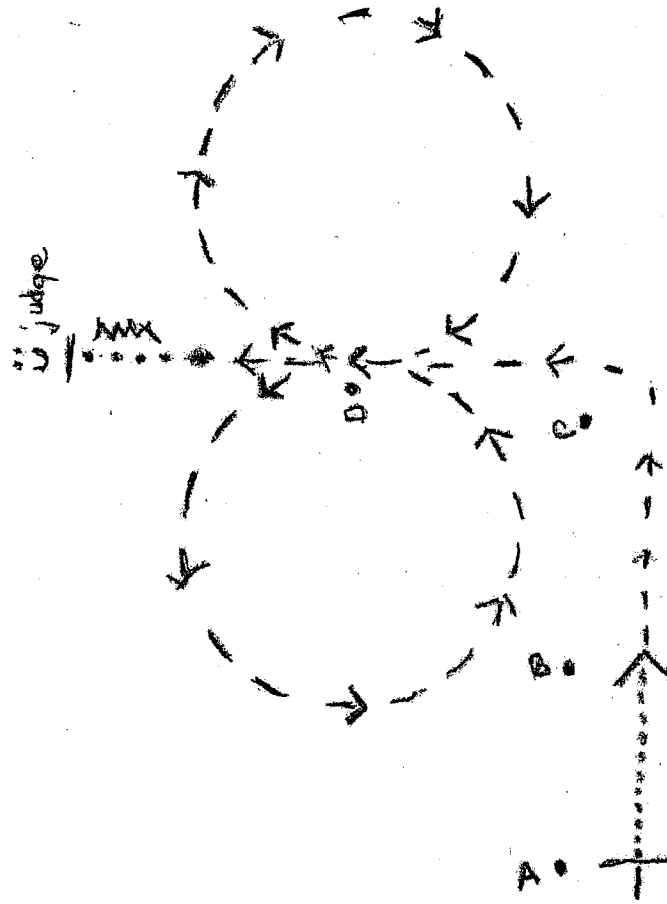
ENGLISH HORSEMANSHIP 1



1. Walk A to B.
2. At B sitting trot to C.
3. Trot a tight circle around C.
4. At C extend the trot to D posting on right diagonal.
5. At D stop and back 4 steps.

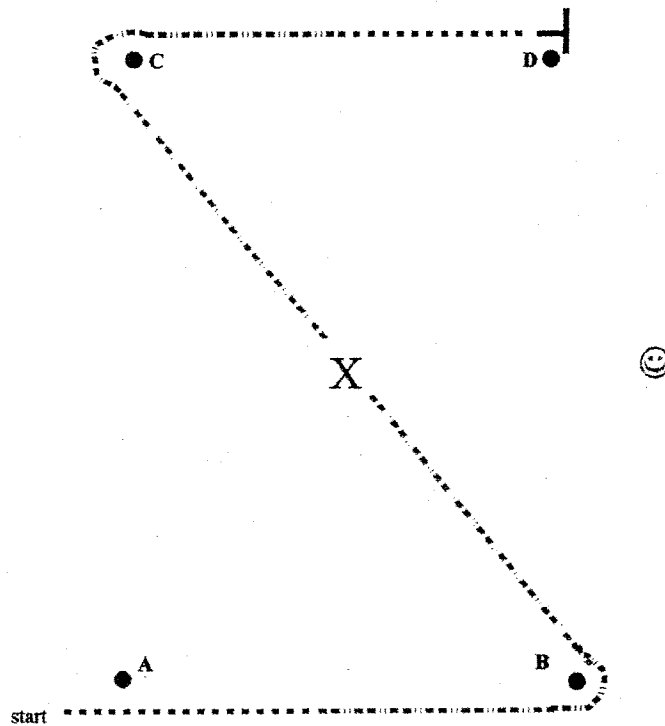
Walk
Jog	-----
Extended Jog	-----
Lope	—————
Leg Yield	
Lead Change	—/—
Back	← 3333 5555
Marker	(B)
Sidepass	← - - - ←

ENGLISH HORSEMANSHIP 1



1. Start on right side of cone A
2. Walk to cone B and pickup posting trot at cone C
3. At cone D trot a figure 8 starting to the right
4. Continue to trot towards judge and break to a walk
5. Stop and back 4 steps and walk to judge

ENGLISH HORSEMANSHIP 1



1. Begin at marker **A** at a walk. Halfway to marker **B** pickup rising trot on correct diagonal
2. Trot around cone and begin diagonal across arena to marker **C**. At point **X** change diagonals
3. Continue rising trot around marker **C**. Halfway to marker **D** break to a walk
4. At marker **D**, halt. Trot to judge for inspection.