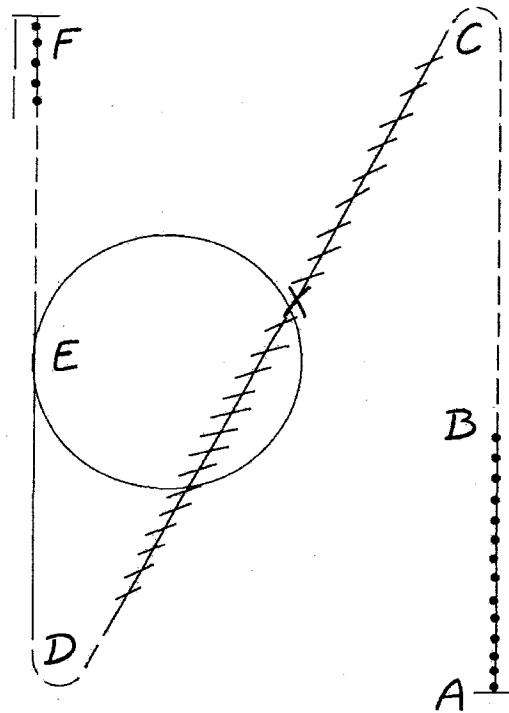
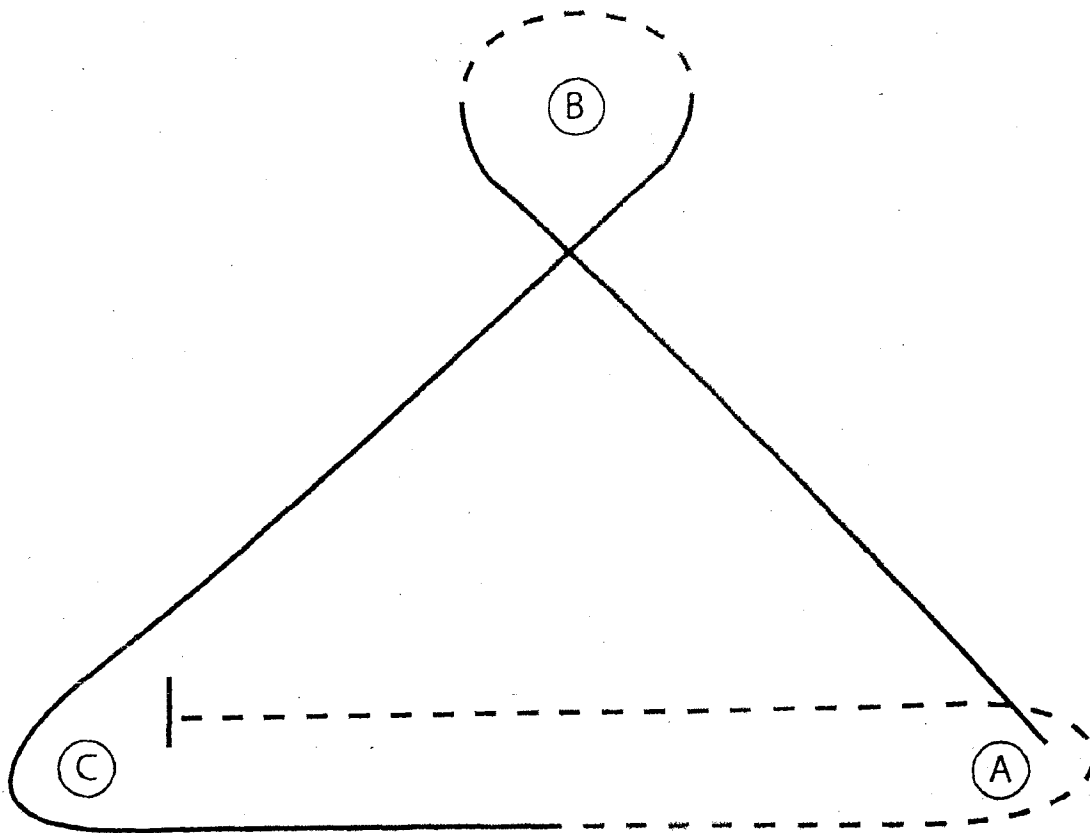


# ENGLISH HORSEMANSHIP 2



1. Begin at cone **A**. Walk to cone **B** and pick-up rising trot on correct diagonal.
2. Continue to trot around cone **C** and begin diagonal across arena to cone **D** changing diagonals at point **X**.
3. Continue to trot around cone **D** and pick up the canter. Canter a 30 foot circle around cone **E**. At completion of the circle drop to a trot
4. Trot towards cone **F**, drop to walk and halt at cone **F**. Back 6 steps.

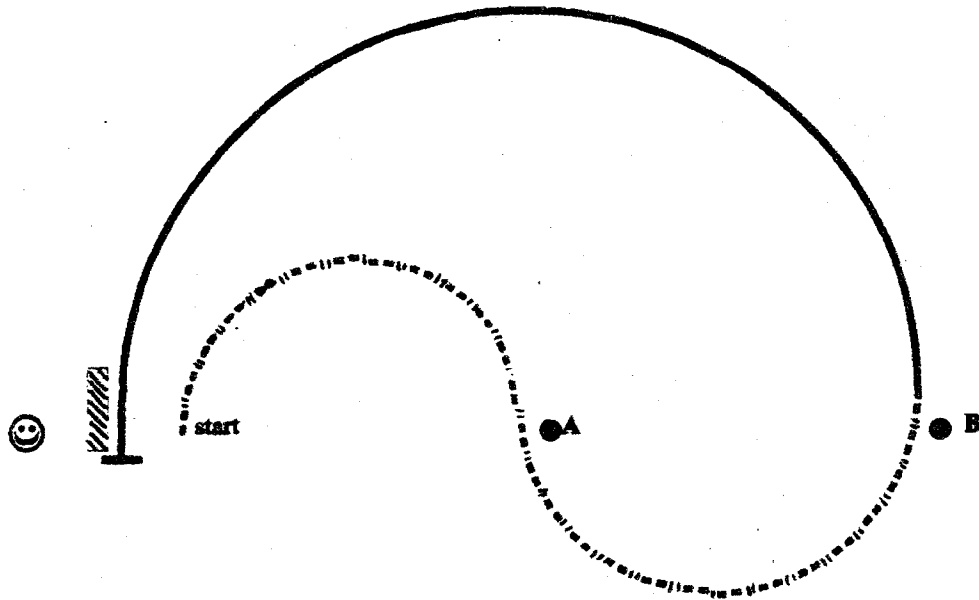
# ENGLISH HORSEMANSHIP 2



1. Canter on the right lead A to B
2. At B posting trot around B
3. At B canter on the left lead to and around C and continue towards A
4. Halfway to A posting trot on the right diagonal to and around A and continue towards C
5. Halfway to C sit the trot
6. Stop at C

Walk	.....
Trot	-----
Extended Trot	—————
Canter	—————
Leg Yield	
Lead Change	—/—
Back	←←←←← ←←←←←
Marker	⊙ B
Sidepass	←←←←←

# ENGLISH HORSEMANSHIP 2



1. Begin at judge. Pick up rising trot to marker A on correct diagonal.
2. Continue rising trot from marker A to marker B on correct diagonal.
3. Pick up canter at marker B to judge. Halt.
4. Back 6 steps. Ride forward to judge for inspection.