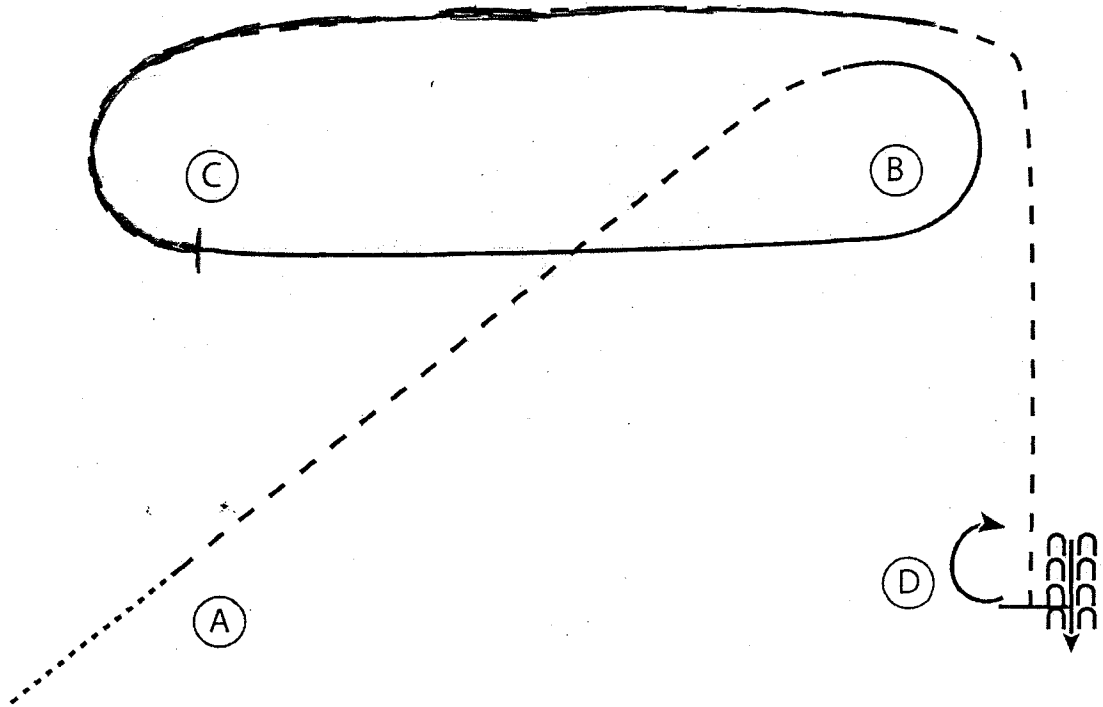


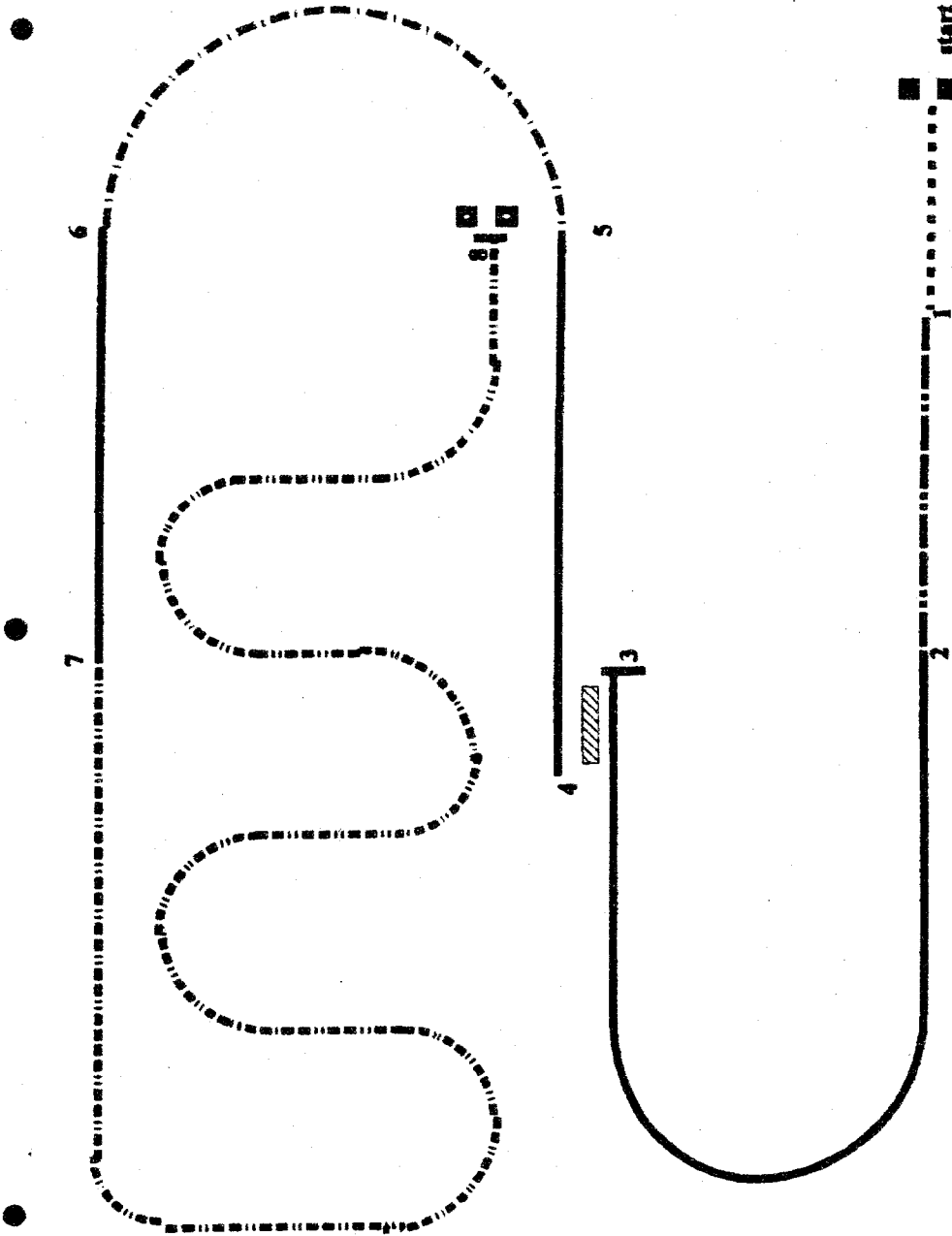
# ENGLISH HORSEMANSHIP 5



1. Walk to A
2. Sitting trot to B
3. At B canter on the right lead around B to C
4. At C simple change to left lead around C to B, at B drop to posting trot on left diagonal.
5. At D stop and perform a 180 degree turn to the right, on the hindquarters.
6. Back 4 steps

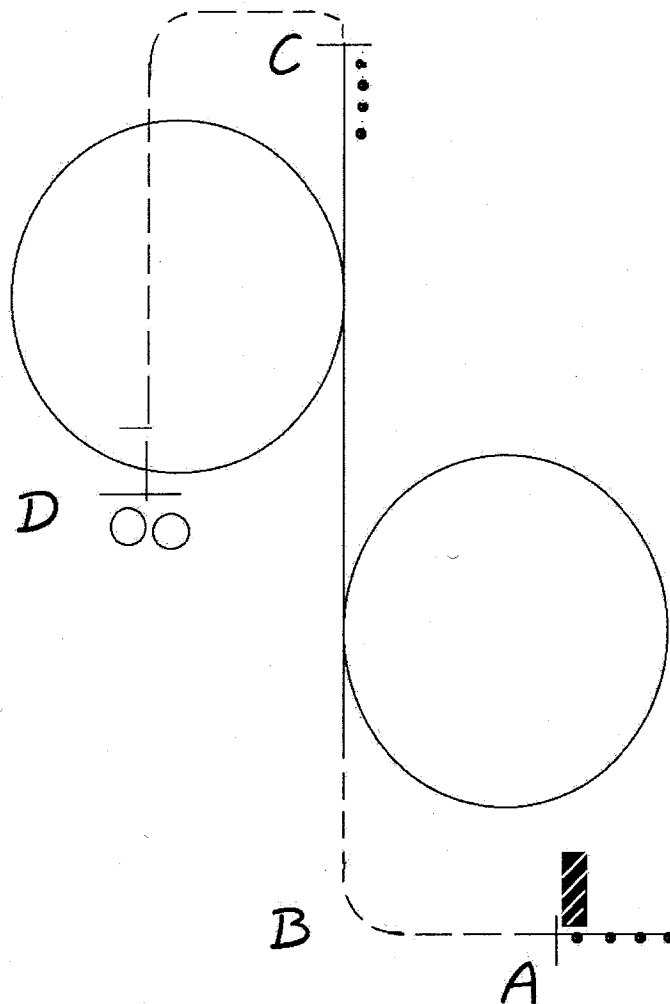
Walk	.....
Trot	- - - - -
Extended Trot	— — — — —
Canter	—————
Leg Yield	
Lead Change	— / —
Back	← C C C C
Marker	(B)
Sidepass	← - - - - ←

# ENGLISH HORSEMANSHIP 5



1. Complete 90° forehand pivots right and left. Walk to # 1.
2. Sitting trot to # 2. Pick up right lead to # 3. Halt.
3. Back 6 steps. From # 4 pick up left lead to # 5.
4. At # 5 extend trot to # 6. Pick up left lead to # 7.
5. Break to rising trot into serpentine, changing diagonals to # 8.
6. At # 8 halt. Complete 90° hindquarter pivots right and left.
7. Trot to judge for inspection.

# ENGLISH HORSEMANSHIP 5



1. Walk to cone A. Stop. Side-pass right then left 10 feet.
2. Pick up a rising trot and trot around corner by cone B. Pick up right lead and lope one circle.
3. After completing of circle drop to trot lead change and lope left circle.
4. Lope until even with cone C. Stop. Settle.
5. Back 10 steps. Settle.
6. Pick-up a trot on right diagonal. Trot around corner until even with judge. Stop. Do one 180 degree forehand turn each way.