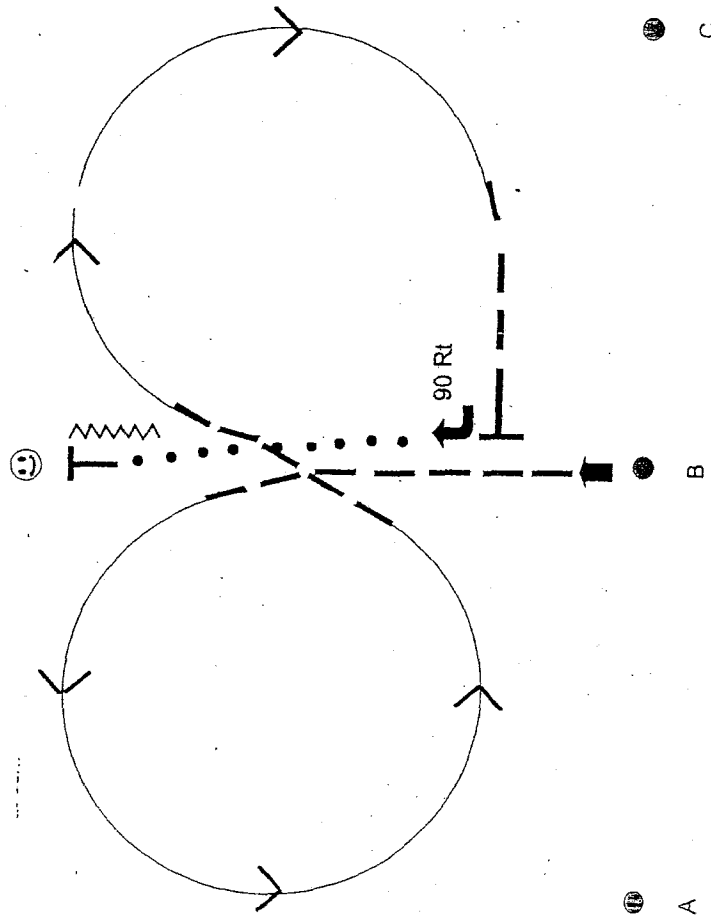


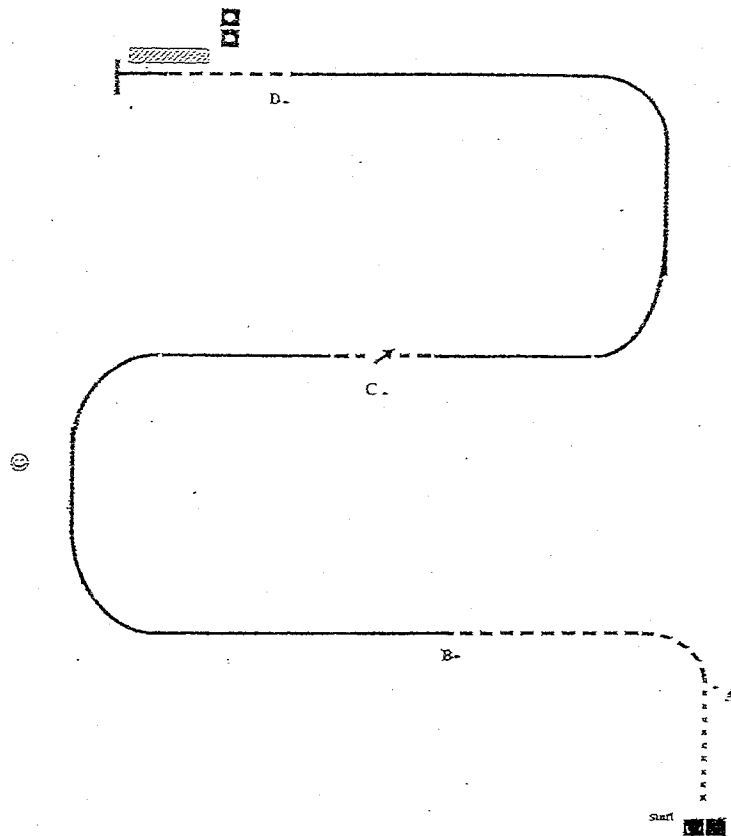
# GREEN HORSE LEVEL 2



1. Trot to center, begin circle to left in left lead, complete circle.
2. Drop to a trot at center and begin circle to right in right lead.
3. Do not complete circle, break to trot.
4. Stop at Marker B.
5. Complete 90 degree hindquarter pivot to the right.
6. Walk to judge and back 10 steps.

(Correct diagonal for English riders required at a trot)

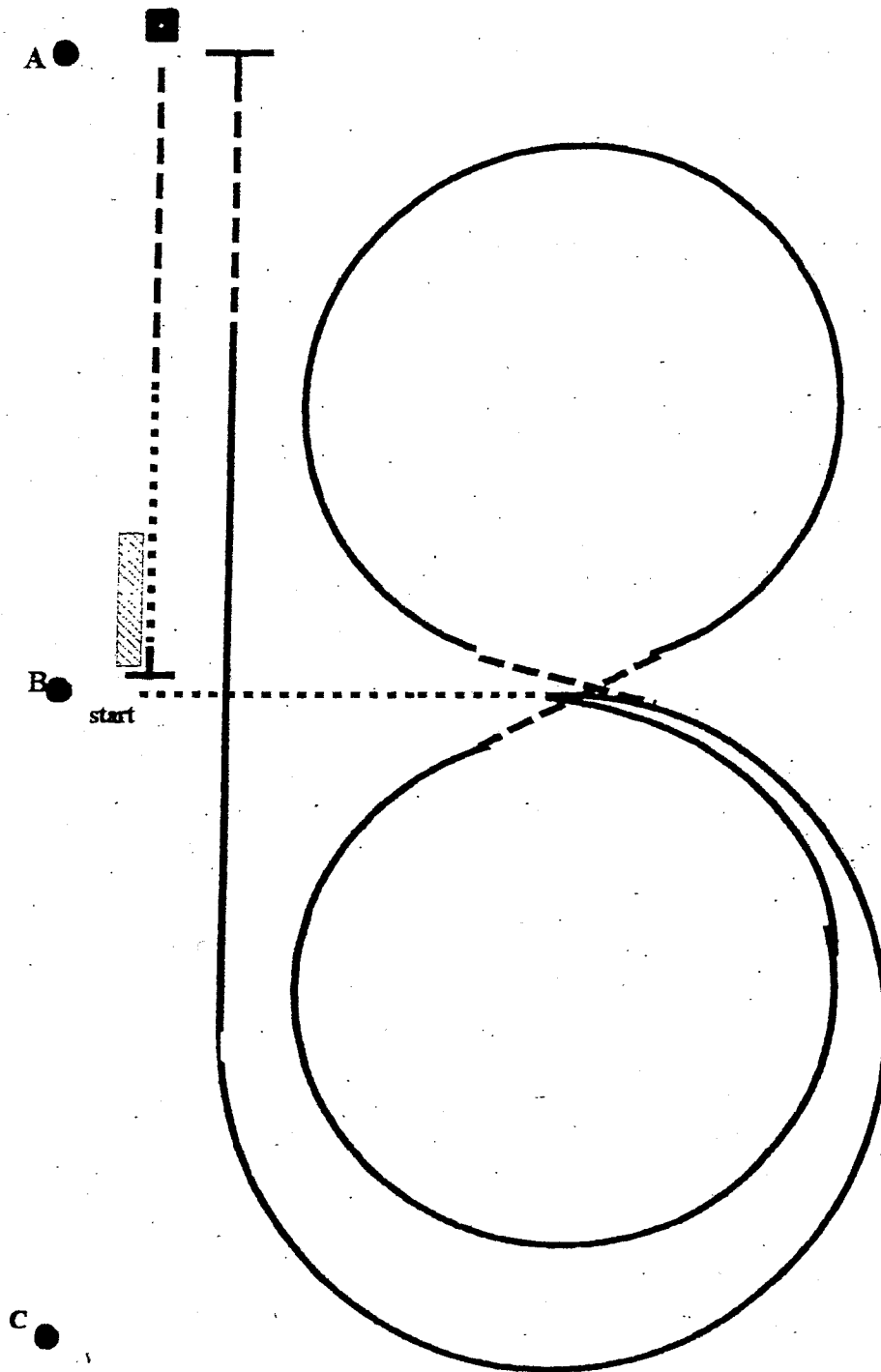
# GREEN HORSE LEVEL 2



1. At beginning of pattern do a 180N forehand turn to the left and to the right. Settle. Walk to marker A.
2. Jog at marker A to marker B. Lope at marker B to marker C.
3. At marker C do a simple lead change. Lope to marker D, slow to a jog then stop. Settle.
4. Back horse 8 feet. Stop. Do a 180N hindquarter turn to the left and to the right. Walk to judge.

(Correct diagonal for English riders required at a trot)

# GREEN HORSE LEVEL 2



1. Walk to center. Pick up right lead and lope a circle.
2. Complete a simple lead change at center.
3. Lope a circle to the left with another simple lead change in the center.
4. Start right circle (don't close circle) but lope past center towards marker A. Break to jog.
5. Stop at marker A. Settle. Do a 180° hind quarter pivot to the left. Jog then slow to a walk and stop at marker B. Back 10 steps.