Missoula County 4-H Fair Horse Show

Green Horse (Level 2)

Show Date: July 31 & August 1

www.HorseShowPatterns.com

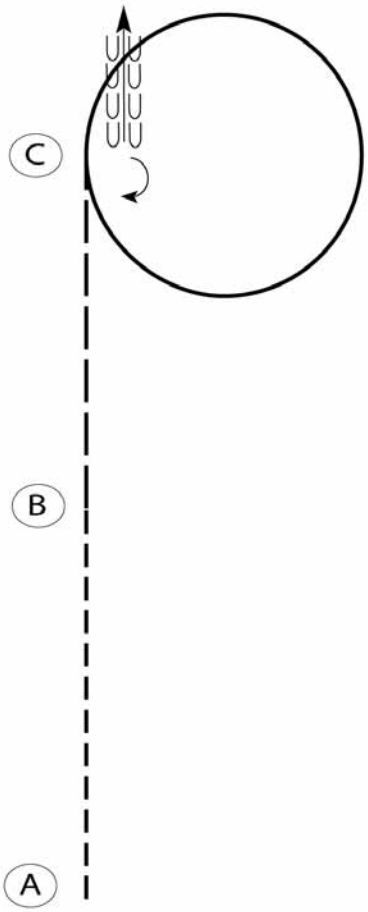

Be ready at A.

1. Jog from A to B.
2. Extend the jog to C.
3. At C, lope a circle to the right
4. Even with C, stop and do a 180 degree turn to the right.
5. Back one horse length
6. Retire to the rail or line up at a jog.

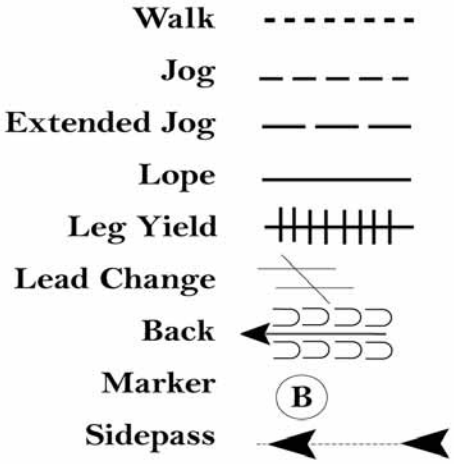

www.HorseShowPatterns.com

[WH/2-19]

Pattern Provided by:

Missoula County 4-H Horse Council

©2010 HorseShowPatterns.com. All Rights Reserved.

Missoula County 4-H Fair Horse Show

Green Horse (Level 2)

Show Date: July 31 & August 1

www.HorseShowPatterns.com

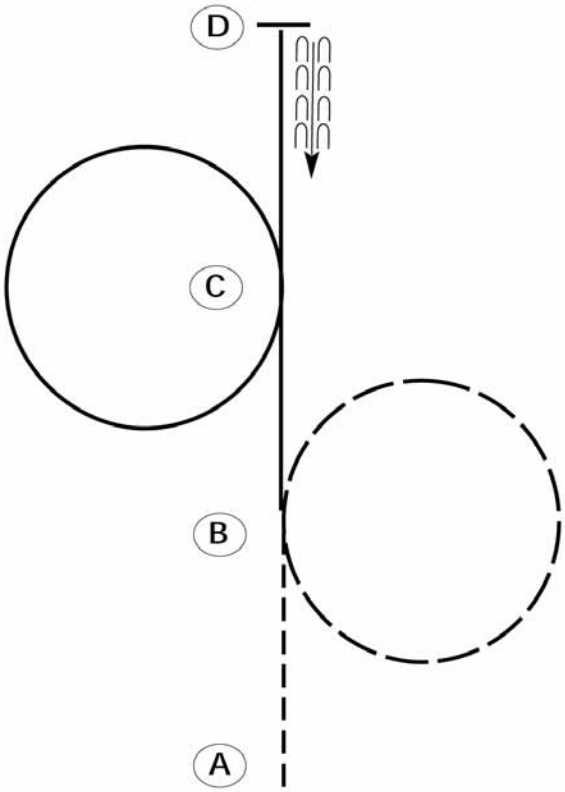

Be ready at A.

1. Jog from A to B.
2. Extend the jog in a circle to the right at B.
3. Lope on the left lead to C and circle to the left.
4. Continue to lope to D.
5. Stop and D and back one horse length.

Retire to the rail or line up at a jog.

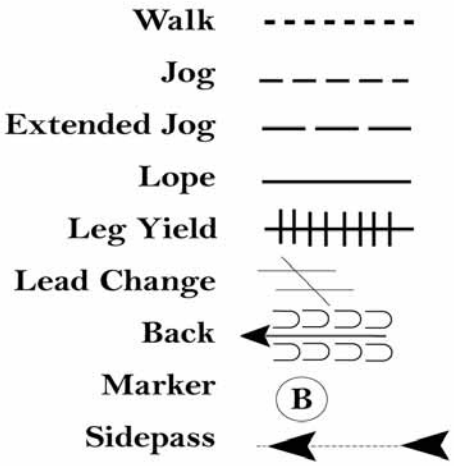

www.HorseShowPatterns.com

[WH/2-24]

Pattern Provided by:

Missoula County 4-H Horse Council

©2010 HorseShowPatterns.com. All Rights Reserved.

2010 MISSOULA COUNTY 4-H HORSESHOW

Greenhorse Level II

Show Date: July 31 - August 1

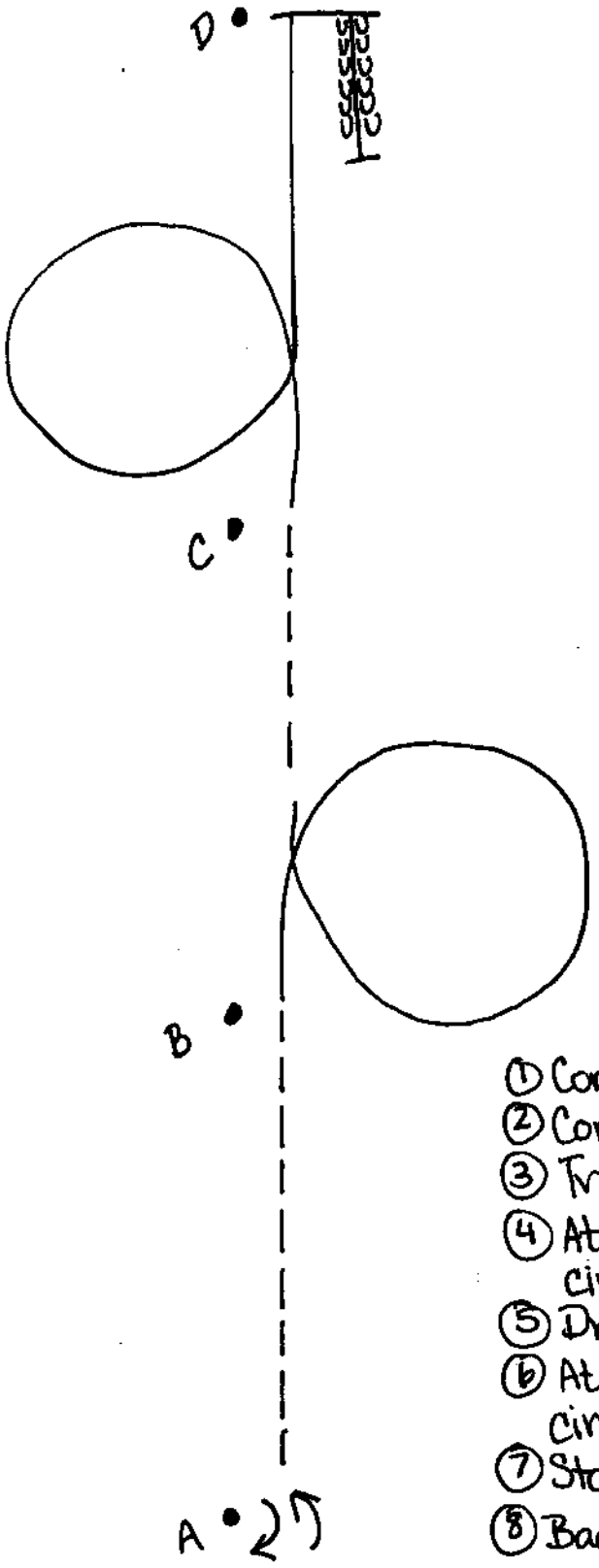

1. Complete 90° pivot to the right
2. Complete 90° pivot to the left
3. Trot from A to B
4. At B, pick up lope and complete a circle to the right
5. Drop to a jog after completing circle
6. At C, pick up lope and complete a circle to the left
7. Stop at D
8. Back 6 steps