

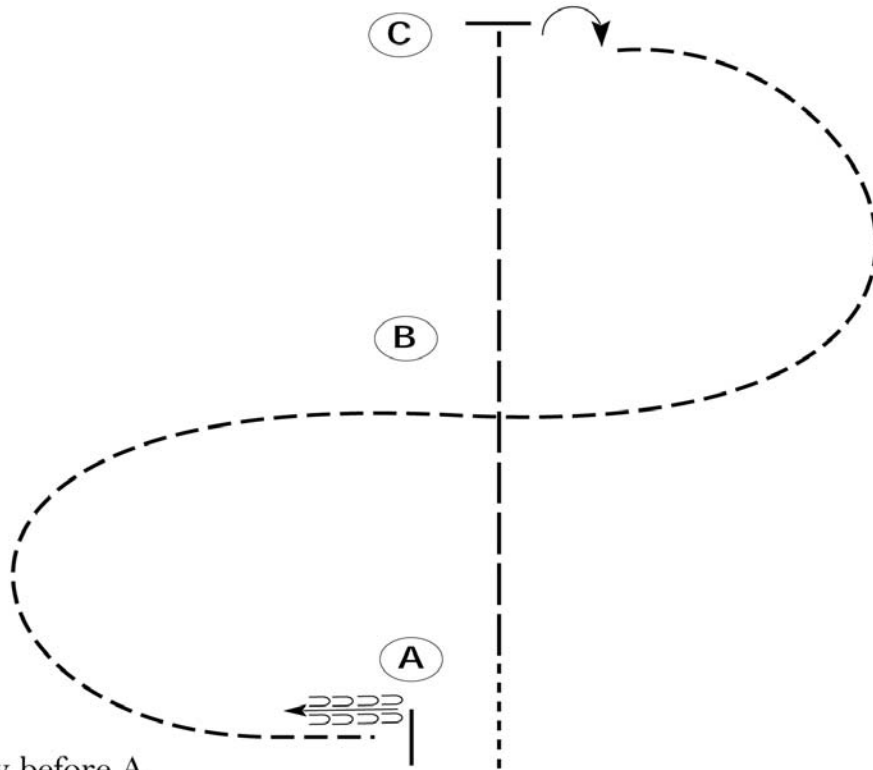
# Missoula County 4-H Horse Show

## Colt to Maturity (2 year old)

Show Date: July 28 & 29, 2012

w w w . H o r s e S h o w P a t t e r n s . c o m

w w w . H o r s e S h o w P a t t e r n s . c o m



Be ready before A.

1. Walk to A.
2. Perform an extended jog from A to C.
3. Stop at C and turn 90 degrees to the right.
4. Jog half a circle to B.
5. Continue at a jog in a half circle to A.
6. Stop at A and back approximately one horse length.

Follow the instructions of your ring steward.

Walk	-----
Jog	- - - - -
Extended Jog	- - - - -
Lope	—————
Leg Yield	
Lead Change	— / —
Back	←←←←←
Marker	(B)
Sidepass	←←←←←

[WH/WT-30]

Pattern Provided by:  
*Missoula County 4-H*

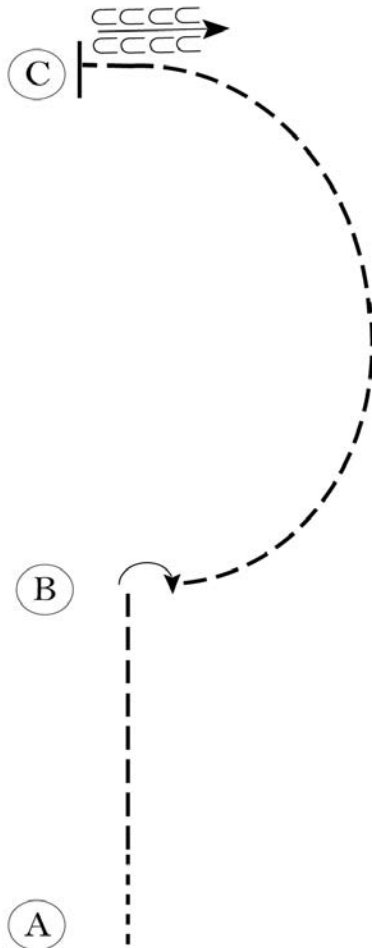
# Missoula County 4-H Horse Show

## Colt to Maturity (2 year old)

Show Date: July 28 & 29, 2012

w w w . H o r s e S h o w P a t t e r n s . c o m

w w w . H o r s e S h o w P a t t e r n s . c o m



Be ready at A.

1. Walk approximately 2 horse lengths from A.
2. Jog to B.
3. Turn 1/4 turn to the right.
4. Jog in a half circle to C.
5. Stop at C and back approximately one horse length.

Follow the instructions of your ring steward.

Walk	-----
Jog	- - - - -
Extended Jog	- - - - -
Lope	_____
Leg Yield	
Lead Change	— / —
Back	← C C C C C C C C
Marker	Ⓚ
Sidepass	← - - - - →

[WH/WT-59]

Pattern Provided by:  
*Missoula County 4-H*

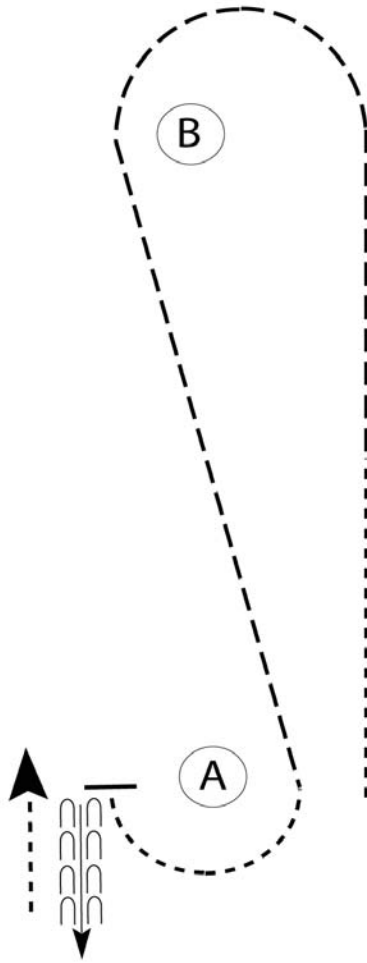
# Missoula County 4-H Horse Show

## Colt to maturity (2 year old)

Show Date: July 28 & 29, 2012

w w w . H o r s e S h o w P a t t e r n s . c o m

w w w . H o r s e S h o w P a t t e r n s . c o m



Be ready at A.

1. Walk halfway to B.
2. Jog to and around B.
3. Continue to jog diagonally back to A.
4. Walk around A.
5. Stop and back approximately two horse lengths.
6. Walk straight away.

Follow the instructions of your ring steward.

Walk	-----
Jog	- - - - -
Extended Jog	— — — —
Lope	— — — —
Lead Change	
Back	
Marker	Ⓚ

[WH/WT-86]

Pattern Provided by:  
*Missoula County 4-H*