

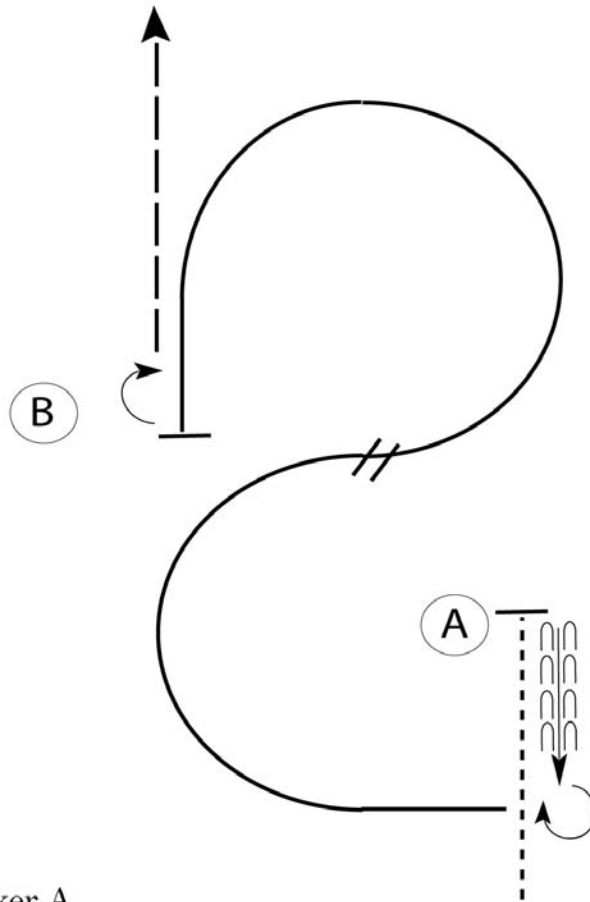
Missoula County 4-H Horse Show

Green Horse (Level 2)

Show Date: July 28 & 29, 2012

w w w . H o r s e S h o w P a t t e r n s . c o m

w w w . H o r s e S h o w P a t t e r n s . c o m



Be ready before marker A.

1. Walk to A.
2. Stop and back approximately one horse length.
3. Execute a 3/4 turn to the right and lope on the right lead.
4. Perform a simple lead change and lope on the left lead to B.
5. Stop at B and execute a 1/2 turn to the right.
6. Jog to exit.

Follow the instructions of your ring steward.

Walk	-----
Jog	- - - - -
Extended Jog	— — — —
Lope	—————
Leg Yield	
Lead Change	
Back	
Marker	(B)
Sidepass	

[WH/2-68]

Pattern Provided by:
Missoula County 4-H

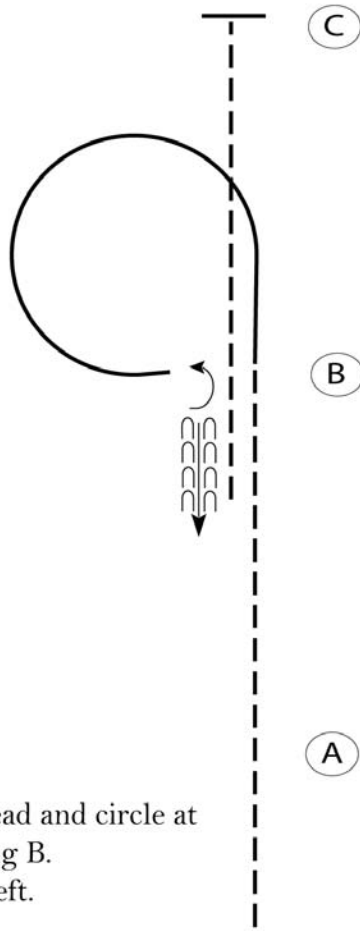
Missoula County 4-H Horse Show

Green Horse (Level 2)

Show Date: July 28 & 29, 2012

w w w . H o r s e S h o w P a t t e r n s . c o m

w w w . H o r s e S h o w P a t t e r n s . c o m



Begin before A at a jog.

1. Jog from A to B.
2. At B, lope on the left lead and circle at B as shown. Stop facing B.
3. Turn 1/4 turn to the left.
4. Back one horse length.
5. Jog to C. Stop at C.

Follow the instructions of your ring steward.

Walk	-----
Jog	- - - - -
Extended Jog	-----
Lope	—————
Leg Yield	
Lead Change	— / —
Back	← e e e e e ← e e e e e
Marker	(B)
Sidepass	←-----→

[WH/1-17]

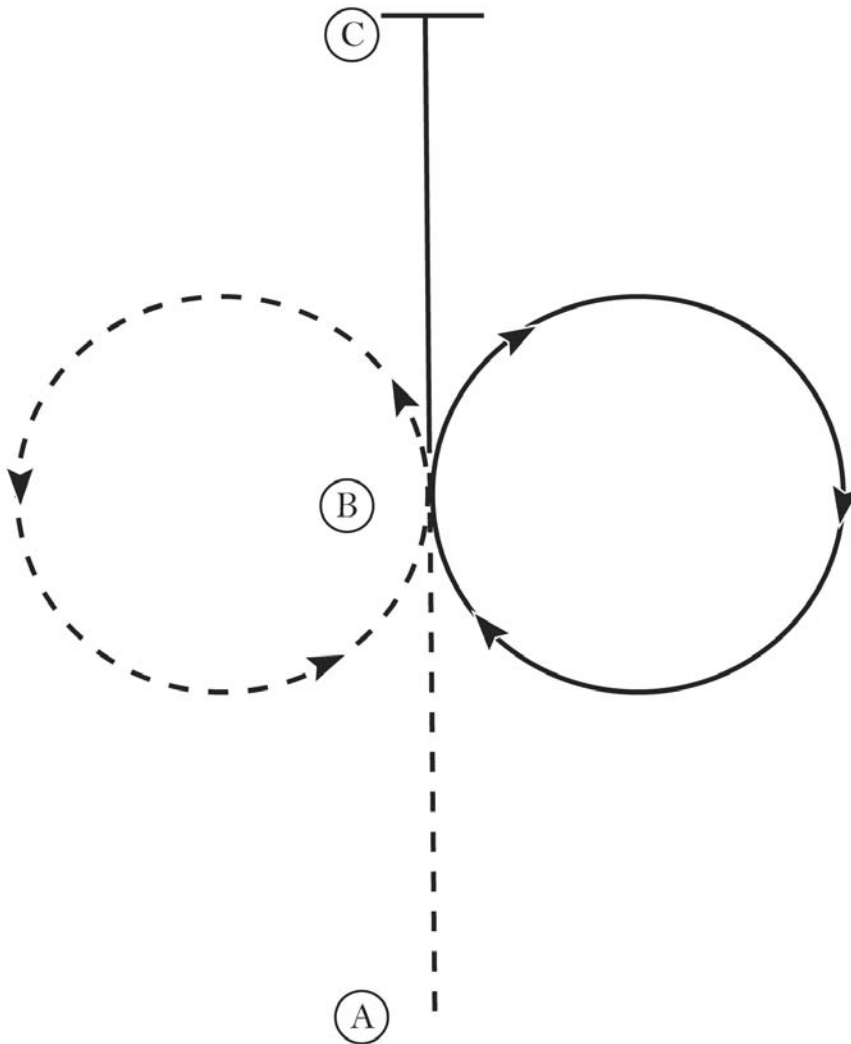
Pattern Provided by:
Missoula County 4-H

Missoula County 4-H Horse Show

Green Horse (Level 2)

Show Date: July 28 & 29, 2012

1. Jog A to B
2. At B jog a circle to the left
3. At B lope a circle to the right on the right lead
4. Continue the lope to C
5. At C stop



Walk
Jog	-----
Extended Jog	-----
Lope	————
Leg Yield	
Lead Change	↘
Back	←←←←←
Marker	⊙
Sidepass	←←←←←

[WH/1-9]

Pattern Provided by:
Missoula County 4-H