

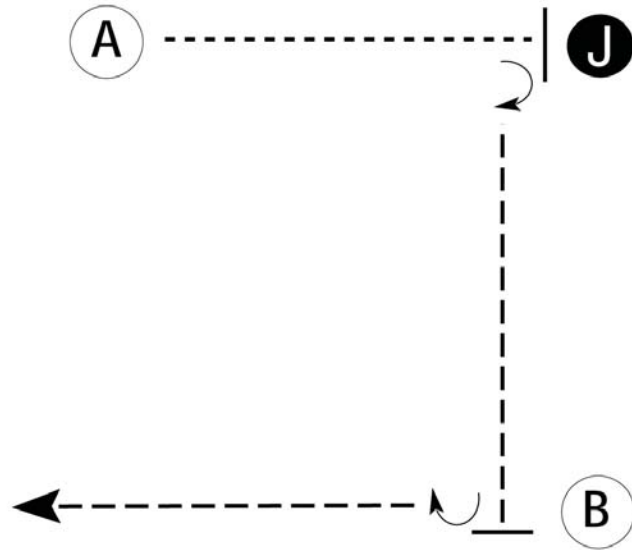
Missoula County 4-H Horse Show

Showmanship (Novice)

Show Date: July 28 & 29, 2012

w w w . H o r s e S h o w P a t t e r n s . c o m

w w w . H o r s e S h o w P a t t e r n s . c o m



Be ready with your horse's tail to A.

1. Walk to Judge.
2. Stop and set up for inspection.
3. When dismissed, perform a 90 degree turn.
4. Trot to B.
5. Stop and perform a 90 degree turn.
6. Trot straight away.

Follow the instructions of your ring steward.

Walk	-----
Trot	- - - - -
Back	←
Marker	ⓑ
Judge	●

[S/1-71]

Pattern Provided by:
Missoula County 4-H

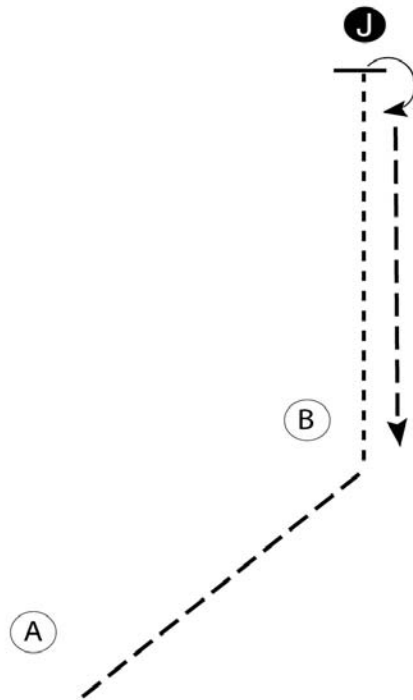
Missoula County 4-H Horse Show

Showmanship (Novice)

Show Date: July 28 & 29, 2012

w w w . H o r s e S h o w P a t t e r n s . c o m

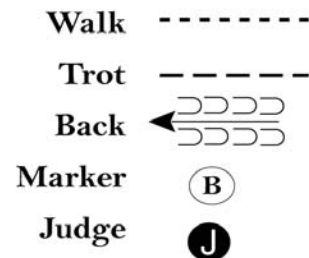
w w w . H o r s e S h o w P a t t e r n s . c o m



Be ready at A.

1. Trot from A to B.
2. Walk from B to Judge.
3. Stop and set up for inspection.
4. When dismissed, perform a 180 degree turn.
5. Trot straight away from judge.

Follow the instructions of your ring steward.



[S/WT-32]

Pattern Provided by:
Missoula County 4-H

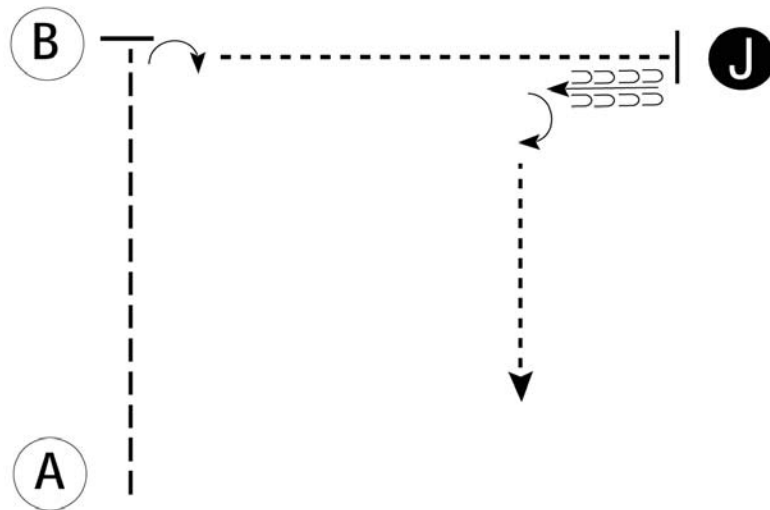
Missoula County 4-H Horse Show

Showmanship (Novice)

Show Date: July 28 & 29, 2012

w w w . H o r s e S h o w P a t t e r n s . c o m

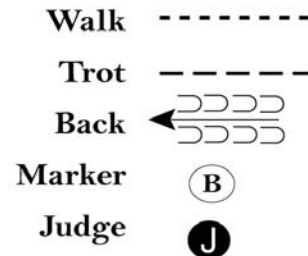
w w w . H o r s e S h o w P a t t e r n s . c o m



Be ready at A.

1. Trot from A to B.
2. Stop at B and perform a 90 degree turn.
3. Walk to judge.
4. Stop and set up for inspection.
5. When dismissed, back approximately one horse length.
6. Perform a 90 degree turn and walk away.

Follow the directions of your ring steward.



[S/WT-56]

Pattern Provided by:
Missoula County 4-H