

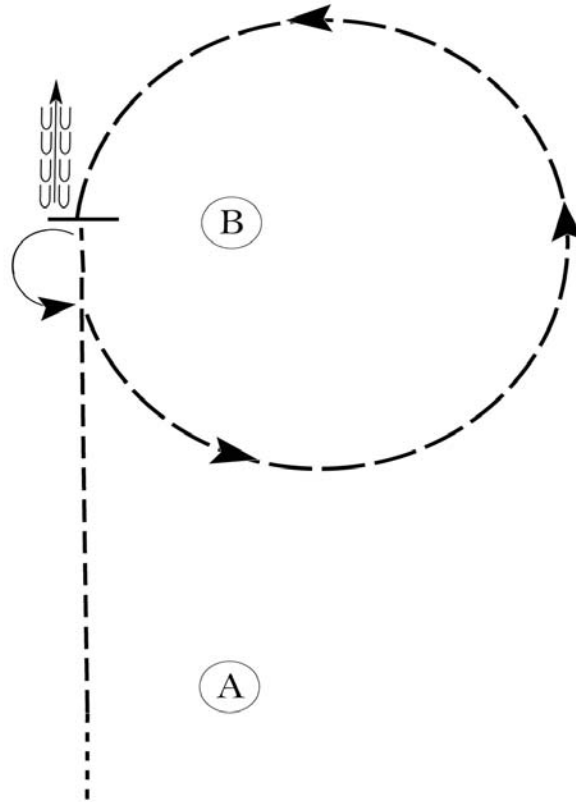
# Missoula County 4-H Horse Show

## Western Horsemanship (Level 1)

Show Date: July 28 & 29, 2012

w w w . H o r s e S h o w P a t t e r n s . c o m

w w w . H o r s e S h o w P a t t e r n s . c o m



Be ready before A.

1. Walk to A.
2. Jog to B. Stop and turn 180 degrees left.
3. Perform an extended jog circle to the left.
4. Stop at B and back approximately one horse length.

Follow the instructions of your ring steward.

Walk	-----
Jog	- - - - -
Extended Jog	- - - - -
Lope	—————
Leg Yield	
Lead Change	— / —
Back	← ← ← ← ←
Marker	⊙ B
Sidepass	← ← ← ← ←

[WH/WT-37]

Pattern Provided by:  
*Missoula County 4-H*

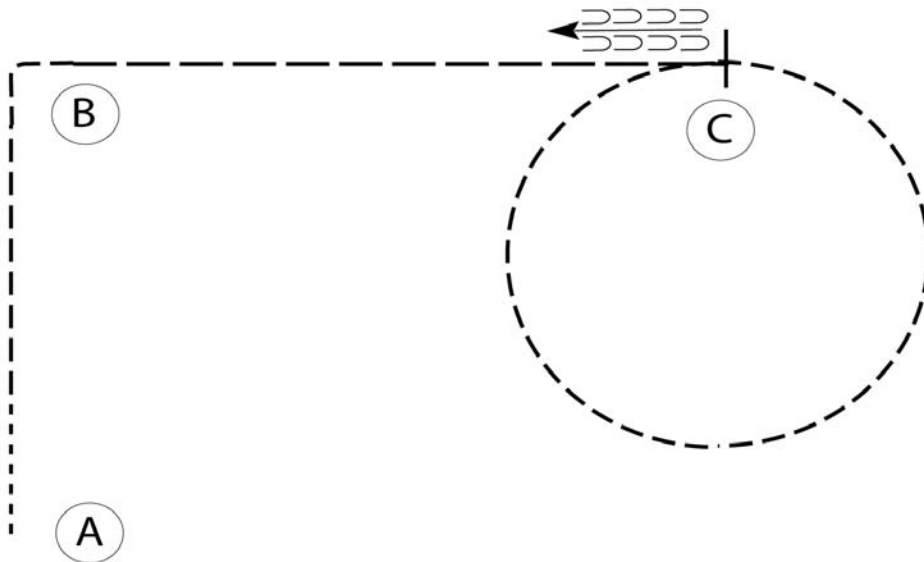
# Missoula County 4-H Horse Show

## Western Horsemanship (Level 1)

Show Date: July 28 & 29, 2012

w w w . H o r s e S h o w P a t t e r n s . c o m

w w w . H o r s e S h o w P a t t e r n s . c o m



Be ready at A.

1. Walk approximately 2 horse lengths from A.
2. Jog to B. Jog a square corner around B.
3. Extend the jog to C.
4. Jog a circle at C.
5. Stop at C and back approximately one horse length.

Follow the instructions of your ring steward.

Walk	-----
Jog	- - - - -
Extended Jog	- - - - -
Lope	_____
Leg Yield	
Lead Change	— / —
Back	← ← ← ← ←
Marker	(B)
Sidepass	← ← ← ← ←

[WH/WT-63]

Pattern Provided by:  
*Missoula County 4-H*

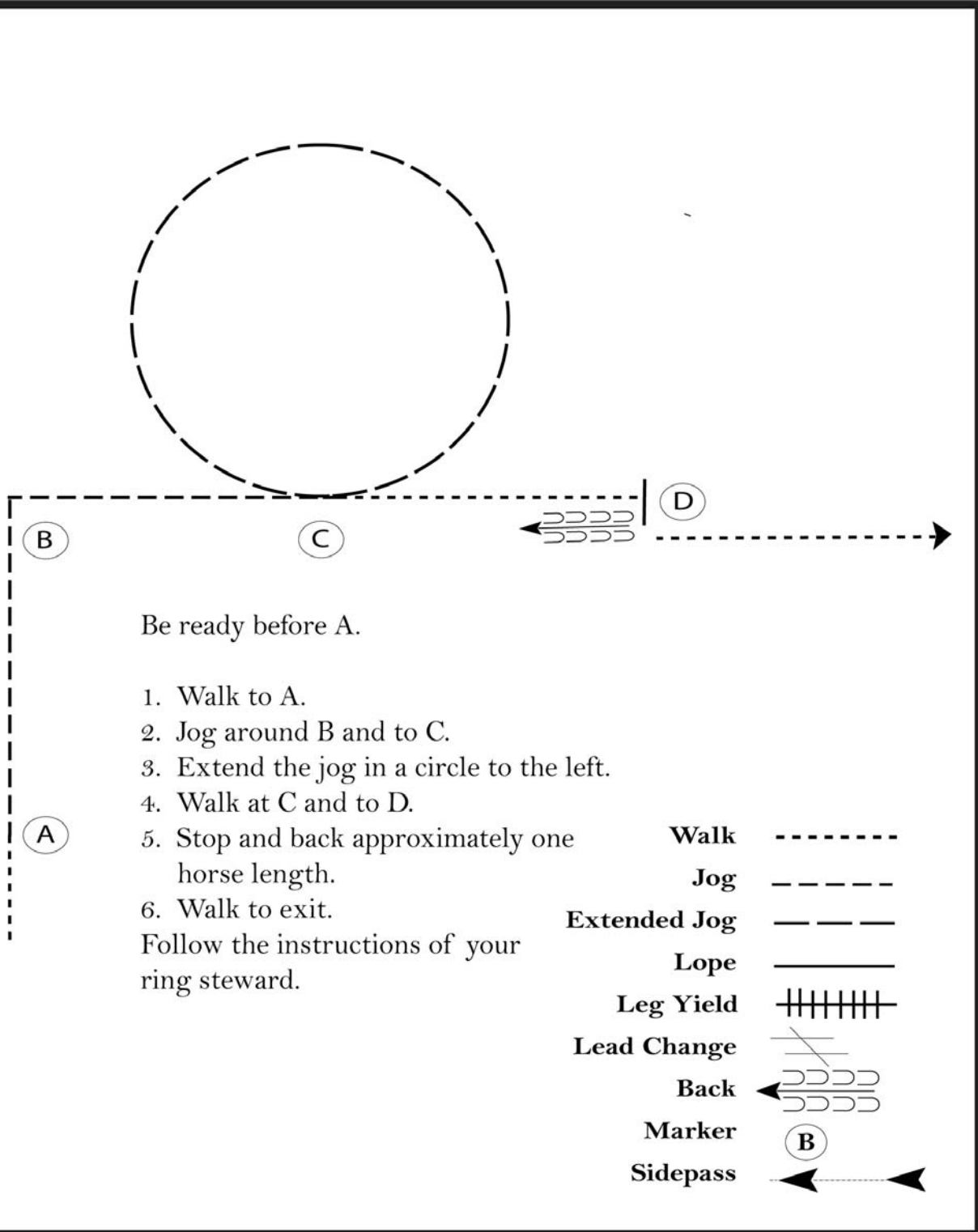
# Missoula County 4-H Horse Show

## Western Horsemanship (Level 1)

Show Date: July 28 & 29, 2012

w w w . H o r s e S h o w P a t t e r n s . c o m

w w w . H o r s e S h o w P a t t e r n s . c o m



[WH/WT-65]

Pattern Provided by:  
*Missoula County 4-H*